

**ENFIELD TOWN COUNCIL  
MINUTES OF A SPECIAL MEETING  
MONDAY, APRIL 4, 2022**

A Special Meeting of the Enfield Town Council was called to order by Chairman Cressotti on Monday, April 4, 2022. The meeting was called to order at 6:30pm.

**ROLL-CALL** – Present were Councilors Cekala, Cressotti, Despard, Finger, Ludwick, Pyznar, and Santanella. Councilor Mangini attended remotely. Councilors Hopkins and Unghire were absent. Also present were Town Manager, Ellen Zappo-Sassu; Assistant Town Manager, Steven Bielenda; Town Attorney, James Tallberg; Town Clerk, Sheila Bailey; Superintendent of Schools, Christopher Drezek; and Board of Education Chair, Tina LeBlanc.

**BUDGET DISCUSSION**

Board of Education budget was reviewed. A copy of the presentation is appended to these minutes.

**ADJOURNMENT**

**MOTION #6176** by Councilor Finger, seconded by Councilor Despard to adjourn.

Upon a **SHOW-OF-HANDS** vote being taken, the Chair declared **MOTION #6176** adopted 8-0-0, and the meeting stood adjourned at 7:10 p.m.

Respectfully Submitted,

Sheila Bailey  
Town Clerk  
Clerk of the Council











MINIMUM BUDGET REQUIREMENT: 0.59%

---

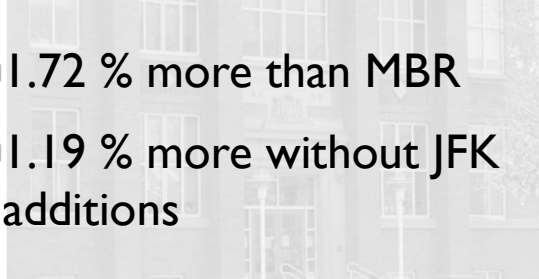


- Current year
- Included in 1.7%




17

BUDGET REQUEST: 2.31%



- 1.72 % more than MBR
- 1.19 % more without JFK additions



18

UNKNOWNNS

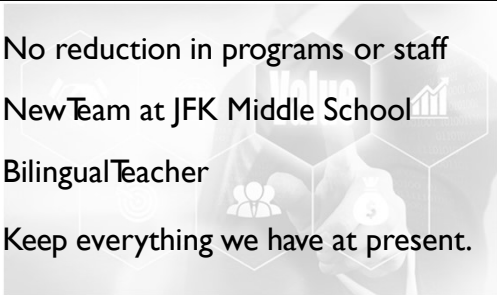


- Retirements
- Insurance
- Change in Personnel




19

WHAT DO WE GET?



- No reduction in programs or staff
- New Team at JFK Middle School
- Bilingual Teacher
- Keep everything we have at present.



20

## HISTORICAL PERSPECTIVE

	2014-2015	2015-2016	2016-2017	2017-2018	2018-2019	2019-2020	2020-2021	2021-2022	2022-2023
Superintendent Request	\$ 67,463,196	\$ 69,886,938	\$ 71,874,289	\$ 71,377,477	\$ 70,977,330	\$ 72,908,042	\$72,527,178	\$73,324,979	\$73,775,252
Increase from Previous Year	\$ 3,201,039	\$ 5,624,781	\$ 5,990,607	\$ 3,388,028	\$ 1,288,142	\$ 1,617,917	\$ 835,312	\$ 1,633,113	\$ 1,665,730
Percent Change from Previous Year	4.98%	8.75%	9.09%	4.98%	1.85%	2.27%	1.17%	2.28%	2.31%
BOE Approved	\$ 66,187,089	\$ 68,758,341	\$ 70,647,668	\$ 71,069,371	\$ 70,977,330	\$ 71,691,866	\$71,691,866	\$72,109,522	
Increase from Previous Year	\$ 1,924,932	\$ 4,496,184	\$ 4,763,986	\$ 3,079,922	\$ 1,288,142	\$ 401,741	\$ -	\$ 417,656	
Percent Change from Previous Year	3.00%	7.00%	7.23%	4.53%	1.85%	0.56%	0.00%	0.58%	
Town Appropriated	\$ 64,262,157	\$ 65,883,682	\$ 67,989,449	\$ 69,689,185	\$ 71,290,125	\$ 71,691,866	\$71,691,866	\$72,109,522	
Increase from Previous Year	\$ -	\$ 1,621,525	\$ 2,105,767	\$ 1,699,736	\$ 1,600,940	\$ 401,741	\$ -	\$ 417,656	
Percent Change from Previous Year	0.00%	2.52%	3.20%	2.50%	2.30%	0.56%	0.00%	0.58%	

