



Thompsonville Fire Department

11 Pearl Street

Enfield, Connecticut 06082-3501

Telephone 860-745-3365 Fax 860-745-1492

Paul E. Censki Fire Marshal

Memorandum

To: Board of Fire Commissioners
Chief David Deskis

From: Paul E. Censki - Fire Marshal

Date: September 15, 2018

Subject: Report of the Fire Marshal for the Months of August 2018

Request for service and activity

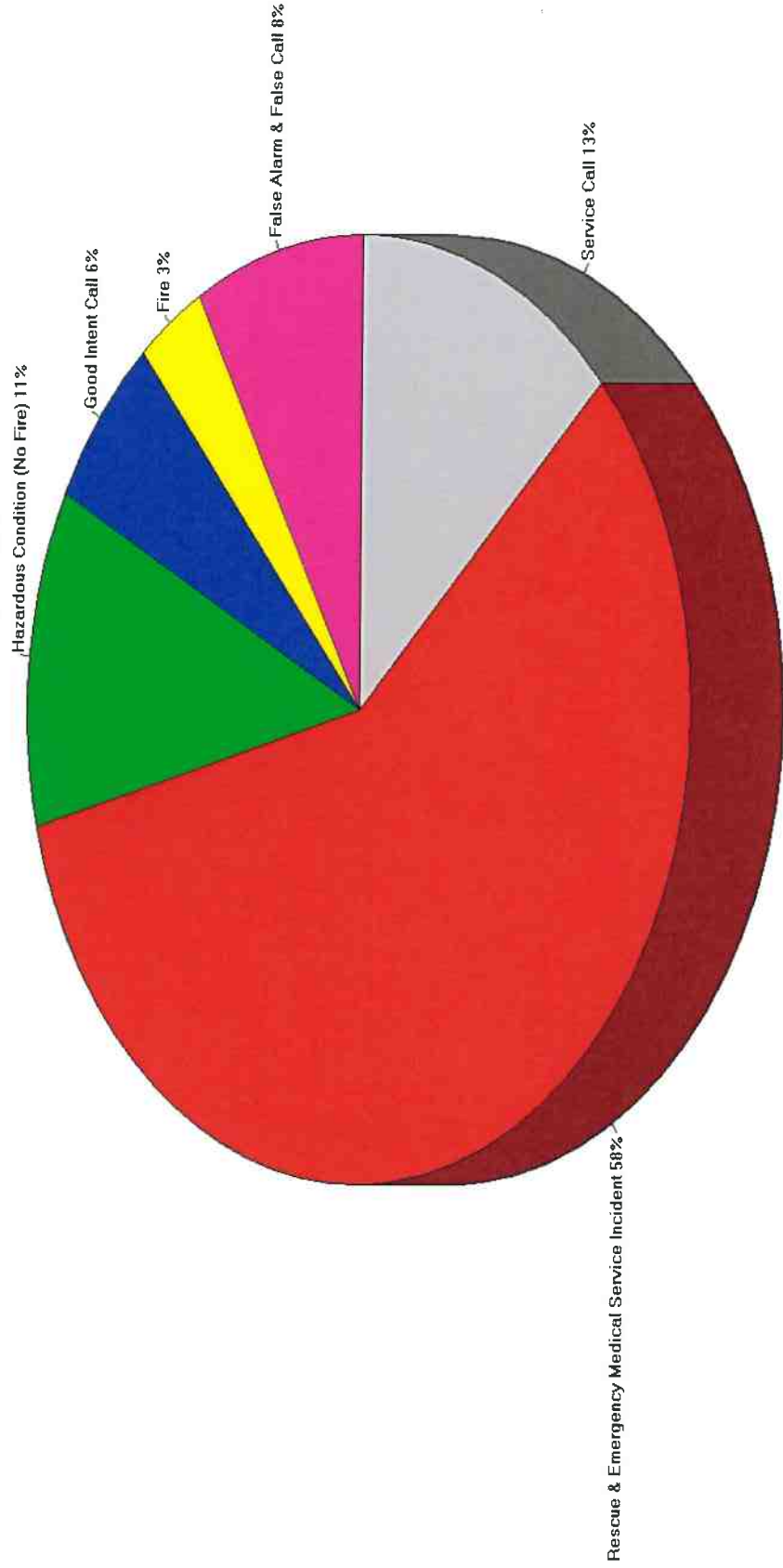
During the period above the fire marshal's office was involved in 63 requests for service or activities. Those activities and services are in the attached report.

Incidents

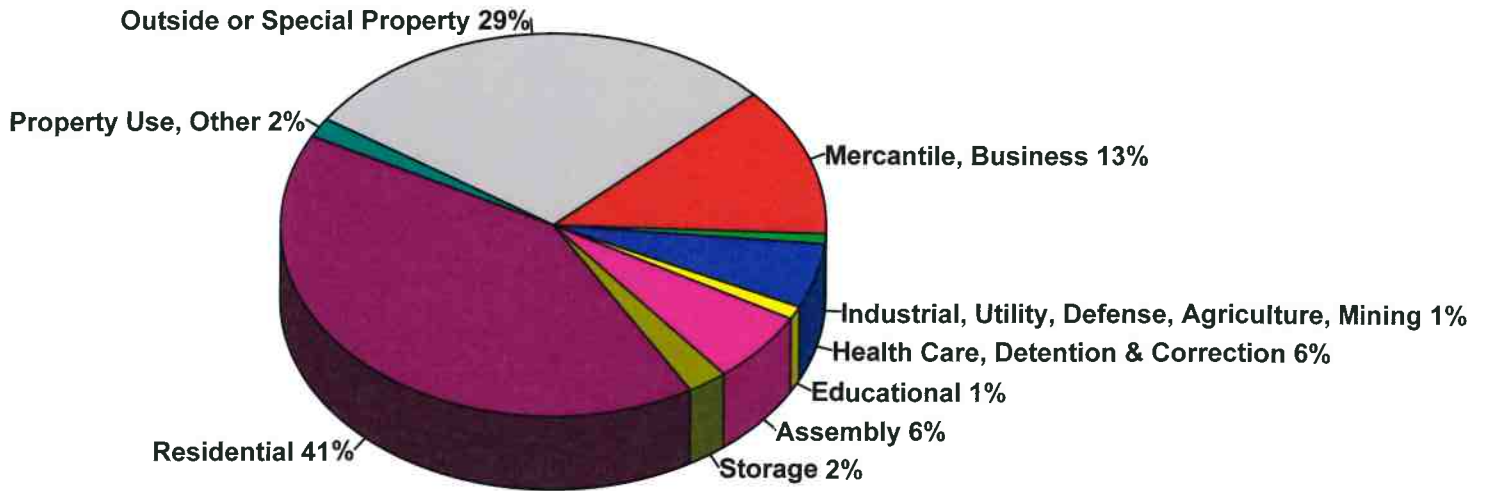
Total incidents runs for period above	183	Total Incident runs last year same period	171
Total EMS runs for period above	107	Total EMS runs last year same period	107
Total incident runs for current year to date	1366	Total Incident runs from last year to date	1264
Total EMS runs for current year to date	811	Total EMS runs from last year to date	866

Note: I wish to inform you that the required inspections are not being done due to my requirement to cover the shift when someone is out. My covering the shift has impacted my responsibility in conducting the necessary inspections, construction inspection and requested inspections.

Copy of Incident Type Summary
Alarm Date Between {08/01/2018} And {08/31/2018}



Property Use Summary
Alarm Date Between {08/01/2018} And {08/31/2018}



Thompsonville Fire District #2

www.Thompsonvillefire.org

AUGUST 2018

4-YEAR INCIDENT SUMMARY

	2018	2017	2016	2015
FIRES	6	15	17	13
Building Fires	1	5	0	3
Vehicle Fires	2	1	0	2
Other Fires	3	9	17	8
OVERPRESSURE RUPTURES	0	1	0	1
RESCUE CALLS	107	107	120	100
Emergency Medical	93	92	105	85
All Other Rescue	14	15	15	15
HAZARDOUS CONDITIONS	21	13	11	7
SERVICE CALLS	23	9	27	20
GOOD INTENT CALLS	11	5	9	7
FALSE CALLS	15	21	21	13
Malicious False Calls	1	2	0	0
Other False Calls	14	19	21	13
OTHER CALLS	0	0	0	0
TOTAL CALLS	183	171	205	161
TOTAL FIRE DOLLAR LOSS	\$11,000	\$13,400	\$0	\$16,180
TOTAL PROPERTY VALUE	\$224,040	\$241,400	\$0	\$210,030

Thompsonville Fire District #2

www.Thompsonvillefire.org

JAN - AUG 2018 YTD

4-YEAR INCIDENT SUMMARY

	2018	2017	2016	2015
FIRES	67	74	152	83
Building Fires	28	32	32	31
Vehicle Fires	10	7	4	9
Other Fires	29	35	116	43
OVERPRESSURE RUPTURES	2	1	4	5
RESCUE CALLS	811	866	794	721
Emergency Medical	721	758	713	625
All Other Rescue	90	108	81	96
HAZARDOUS CONDITIONS	120	84	79	70
SERVICE CALLS	175	104	141	163
GOOD INTENT CALLS	67	50	53	61
FALSE CALLS	124	84	134	94
Malicious False Calls	10	6	2	4
Other False Calls	114	78	132	90
OTHER CALLS	0	1	2	1
TOTAL CALLS	1,366	1,264	1,359	1,198
TOTAL FIRE DOLLAR LOSS	\$183,165	\$60,025	\$408,995	\$264,790
TOTAL PROPERTY VALUE	\$3,650,840	\$6,065,400	\$26,391,220	\$3,824,842

Thompsonville Fire District #2

Aid Responses by Incident (Modified)

Alarm Date Between {08/01/2018} And {08/31/2018}

Department	Notified	Aid Type		Fire	EMS	Resc	Other
18-0001191 08/02/2018 07:01:56 463 Vehicle accident, general cleanup rt 91 n at 47 e							
EFD Enfield Fire	08/02/2018	2 Automatic aid	#Personnel	0	0	0	0
Department		received	#Apparatus	0	0	0	0
Response Time:00:08:03							

Subtotal Responses: 1 Average Aid Response Time for Incident: 00:08:03

18-0001202 08/02/2018 18:29:00 324 Motor Vehicle Accident with no injuries I-91 sb x exit 47							
EFD Enfield Fire	08/02/2018	4 Automatic aid	#Personnel	0	4	0	0
Department		given	#Apparatus	0	1	0	0
Response Time:00:04:00							

Subtotal Responses: 1 Average Aid Response Time for Incident: 00:04:00

18-0001203 08/02/2018 18:29:00 730 System malfunction, Other 42 ASNUNTUCK ST							
NTFD North	08/02/2018	1 Mutual aid	#Personnel	0	0	0	4
Thompsonville Fire		received	#Apparatus	0	0	0	1
Department							
Response Time:00:05:00							

Subtotal Responses: 1 Average Aid Response Time for Incident: 00:05:00

18-0001212 08/04/2018 13:32:00 100 Fire, Other 54 HAZARD AVE							
TFD Thompsonville	08/04/2018	4 Automatic aid	#Personnel	0	0	0	0
Fire Department		given	#Apparatus	0	0	0	0
Response Time:00:02:00							

Subtotal Responses: 1 Average Aid Response Time for Incident: 00:02:00

Response time calculated from time notified to arrival time.

Thompsonville Fire District #2

Aid Responses by Incident (Modified)

Alarm Date Between {08/01/2018} And {08/31/2018}

Department	Notified	Aid Type		Fire	EMS	Resc	Other
18-0001220 08/05/2018 12:28:00							
131 Passenger vehicle fire							
I91 EXIT 47W SB							
TFD Thompsonville Fire Department	08/05/2018	4 Automatic aid given	#Personnel	0	0	0	0
			#Apparatus	0	0	0	0
		Response Time:00:02:00					

Subtotal Responses: 1 **Average Aid Response Time for Incident: 00:02:00**

18-0001239 08/08/2018 17:34:00							
365 Watercraft rescue							
55 PARSONS RD							
EFD Enfield Fire Department	08/08/2018	3 Mutual aid given	#Personnel	0	0	0	0
			#Apparatus	0	0	0	0
		Response Time:00:04:00					

Subtotal Responses: 1 **Average Aid Response Time for Incident: 00:04:00**

18-0001240 08/08/2018 17:34:00							
321 EMS call, excluding vehicle accident with injury							
55 PARSONS RD							
EFD Enfield Fire Department	08/08/2018	3 Mutual aid given	#Personnel	0	0	0	0
			#Apparatus	0	0	0	0
		Response Time:00:04:00					

Subtotal Responses: 1 **Average Aid Response Time for Incident: 00:04:00**

18-0001241 08/08/2018 17:34:00							
551 Assist police or other governmental agency							
55 PARSONS RD							
EFD Enfield Fire Department	08/08/2018	3 Mutual aid given	#Personnel	0	0	0	0
			#Apparatus	0	0	0	0
		Response Time:00:04:00					

Subtotal Responses: 1 **Average Aid Response Time for Incident: 00:04:00**

Response time calculated from time notified to arrival time.

Thompsonville Fire District #2

Aid Responses by Incident (Modified)

Alarm Date Between {08/01/2018} And {08/31/2018}

Department	Notified	Aid Type		Fire	EMS	Resc	Other
18-0001243 08/10/2018 09:05:02							
413 Oil or other combustible liquid spill							
I91 EXIT 47E SB							
EFD Enfield Fire	08/10/2018	2 Automatic aid	#Personnel	0	0	0	0
Department		received	#Apparatus	0	0	0	0
Response Time:00:02:23							
Subtotal Responses: 1				Average Aid Response Time for Incident: 00:02:23			

18-0001244 08/10/2018 09:05:02							
322 Motor vehicle accident with injuries							
I91 EXIT 47E SB							
EFD Enfield Fire	08/10/2018	2 Automatic aid	#Personnel	0	0	0	0
Department		received	#Apparatus	0	0	0	0
Response Time:00:02:23							
Subtotal Responses: 1				Average Aid Response Time for Incident: 00:02:23			

18-0001247 08/10/2018 15:25:55							
321 EMS call, excluding vehicle accident with injury							
875 ENFIELD ST							
NTFD North	08/10/2018	1 Mutual aid	#Personnel	0	0	0	0
Thompsonville Fire		received	#Apparatus	0	0	0	0
Department							
Response Time:00:03:42							
Subtotal Responses: 1				Average Aid Response Time for Incident: 00:03:42			

18-0001284 08/18/2018 03:21:18							
413 Oil or other combustible liquid spill							
rt-91 north at exit 48							
NTFD North	08/18/2018	2 Automatic aid	#Personnel	0	0	0	4
Thompsonville Fire		received	#Apparatus	0	0	0	1
Department							
Response Time:00:07:01							

Response time calculated from time notified to arrival time.

Thompsonville Fire District #2

Aid Responses by Incident (Modified)

Alarm Date Between {08/01/2018} And {08/31/2018}

Department	Notified	Aid Type	Fire	EMS	Resc	Other
18-0001284	08/18/2018 03:21:18					
413 Oil or other combustible liquid spill rt-91 north at exit 48						
Subtotal Responses: 1			Average Aid Response Time for Incident: 00:07:01			

18-0001290	08/19/2018 06:49:23					
460 Accident, potential accident, Other I91 EXIT 47E NB						
EFD Enfield Fire Department	08/19/2018	4 Automatic aid given	#Personnel	0	0	0
			#Apparatus	0	0	1
Response Time:00:08:44						
Subtotal Responses: 1			Average Aid Response Time for Incident: 00:08:44			

18-0001295	08/19/2018 20:02:56					
111 Building fire 10 KELLER CT						
EFD Enfield Fire Department	08/19/2018	2 Automatic aid received	#Personnel	4	0	0
			#Apparatus	1	0	0
Response Time:00:15:22						
HFD Hazardville Fire Department	08/19/2018	2 Automatic aid received	#Personnel	3	0	0
			#Apparatus	1	0	0
Response Time:00:15:22						
NTFD North Thompsonville Fire Department	08/19/2018	2 Automatic aid received	#Personnel	4	0	0
			#Apparatus	1	0	0
Response Time:00:15:22						
SPFD Shaker Pines Fire Department	08/19/2018	2 Automatic aid received	#Personnel	4	0	0
			#Apparatus	1	0	0
Response Time:00:15:22						
Subtotal Responses: 4			Average Aid Response Time for Incident: 00:15:22			

18-0001314 08/23/2018 23:53:00
463 Vehicle accident, general cleanup
I91 EXIT 48 TO 49

Response time calculated from time notified to arrival time.

Thompsonville Fire District #2

Aid Responses by Incident (Modified)

Alarm Date Between {08/01/2018} And {08/31/2018}

Department	Notified	Aid Type		Fire	EMS	Resc	Other
18-0001328 08/26/2018 14:01:26							
322 Motor vehicle accident with injuries							
I91 ENT 47E SB							
EFD Enfield Fire	08/26/2018	2 Automatic aid	#Personnel	0	0	0	0
Department		received	#Apparatus	0	0	0	0
Response Time:00:02:11							
Subtotal Responses: 1				Average Aid Response Time for Incident: 00:02:11			

18-0001355 08/30/2018 08:40:51							
571 Cover assignment, standby, moveup							
28 MIDDLE RD /3d							
EFD Enfield Fire	08/30/2018	4 Automatic aid	#Personnel	0	0	0	0
Department		given	#Apparatus	0	0	0	0
Response Time:00:04:39							
Subtotal Responses: 1				Average Aid Response Time for Incident: 00:04:39			

Response time calculated from time notified to arrival time.

Thompsonville Fire District #2

Incident Type Report (Summary)

Alarm Date Between {08/01/2018} And {08/31/2018}

Incident Type	Count	Pct of Incidents	Total Est Loss	Pct of Losses
1 Fire				
100 Fire, Other	2	1.09%	\$0	0.00%
111 Building fire	1	0.54%	\$3,000	27.27%
131 Passenger vehicle fire	2	1.09%	\$8,000	72.72%
160 Special outside fire, Other	1	0.54%	\$0	0.00%
	6	3.27%	\$11,000	100.00%
3 Rescue & Emergency Medical Service Incident				
300 Rescue, EMS incident, other	2	1.09%	\$0	0.00%
321 EMS call, excluding vehicle accident with	93	50.81%	\$0	0.00%
322 Motor vehicle accident with injuries	7	3.82%	\$0	0.00%
324 Motor Vehicle Accident with no injuries	2	1.09%	\$0	0.00%
352 Extrication of victim(s) from vehicle	1	0.54%	\$0	0.00%
365 Watercraft rescue	2	1.09%	\$0	0.00%
	107	58.47%	\$0	0.00%
4 Hazardous Condition (No Fire)				
400 Hazardous condition, Other	2	1.09%	\$0	0.00%
410 Combustible/flammable gas/liquid condition,	2	1.09%	\$0	0.00%
413 Oil or other combustible liquid spill	3	1.63%	\$0	0.00%
424 Carbon monoxide incident	1	0.54%	\$0	0.00%
444 Power line down	1	0.54%	\$0	0.00%
445 Arcing, shorted electrical equipment	3	1.63%	\$0	0.00%
460 Accident, potential accident, Other	1	0.54%	\$0	0.00%
463 Vehicle accident, general cleanup	8	4.37%	\$0	0.00%
	21	11.47%	\$0	0.00%
5 Service Call				
500 Service Call, other	2	1.09%	\$0	0.00%
510 Person in distress, Other	1	0.54%	\$0	0.00%
511 Lock-out	3	1.63%	\$0	0.00%
520 Water problem, Other	1	0.54%	\$0	0.00%
522 Water or steam leak	1	0.54%	\$0	0.00%
531 Smoke or odor removal	1	0.54%	\$0	0.00%
551 Assist police or other governmental agency	3	1.63%	\$0	0.00%
553 Public service	6	3.27%	\$0	0.00%
561 Unauthorized burning	4	2.18%	\$0	0.00%
571 Cover assignment, standby, moveup	1	0.54%	\$0	0.00%

Thompsonville Fire District #2

Incident Type Report (Summary)

Alarm Date Between {08/01/2018} And {08/31/2018}

Incident Type	Count	Pct of Incidents	Total Est Loss	Pct of Losses
5 Service Call	23	12.56%	\$0	0.00%
6 Good Intent Call				
600 Good intent call, Other	3	1.63%	\$0	0.00%
611 Dispatched & cancelled en route	7	3.82%	\$0	0.00%
671 HazMat release investigation w/no HazMat	1	0.54%	\$0	0.00%
	11	6.01%	\$0	0.00%
7 False Alarm & False Call				
700 False alarm or false call, Other	1	0.54%	\$0	0.00%
715 Local alarm system, malicious false alarm	1	0.54%	\$0	0.00%
730 System malfunction, Other	2	1.09%	\$0	0.00%
733 Smoke detector activation due to	1	0.54%	\$0	0.00%
735 Alarm system sounded due to malfunction	1	0.54%	\$0	0.00%
741 Sprinkler activation, no fire -	1	0.54%	\$0	0.00%
743 Smoke detector activation, no fire -	5	2.73%	\$0	0.00%
744 Detector activation, no fire -	1	0.54%	\$0	0.00%
745 Alarm system activation, no fire -	2	1.09%	\$0	0.00%
	15	8.19%	\$0	0.00%

Total Incident Count: 183

Total Est Loss:

\$11,000

Thompsonville Fire District #2

Overlapping Incidents

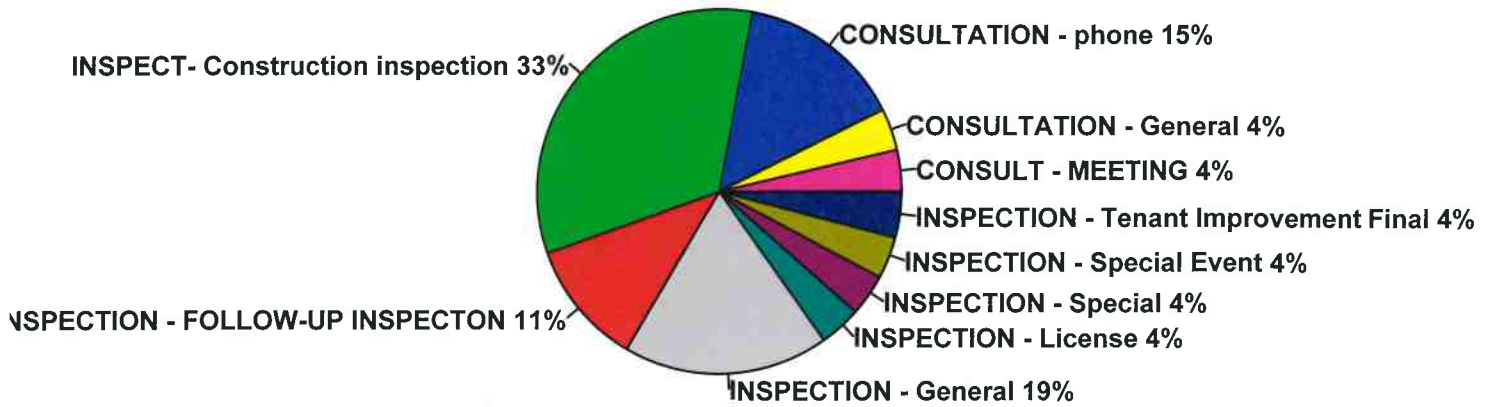
Alarm Date Between {08/01/2018} And {08/31/2018}

Incident-Exp#	Alm Date	Alm Time	Clr Date	Clr Time	Overlaps (at least)		
					Incident-Exp#	Alm Date	Alm Time
18-0001197-000	08/02/2018	07:18:00	08/02/2018	07:40:00	18-0001191-000	08/02/2018	07:01:56
18-0001200-000	08/02/2018	12:41:00	08/02/2018	13:15:00	18-0001198-000	08/02/2018	12:41:00
18-0001201-000	08/02/2018	12:41:00	08/02/2018	13:15:00	18-0001198-000	08/02/2018	12:41:00
18-0001203-000	08/02/2018	18:29:00	08/02/2018	19:09:00	18-0001202-000	08/02/2018	18:29:00
18-0001209-000	08/04/2018	09:04:00	08/04/2018	09:19:00	18-0001208-000	08/04/2018	08:48:00
18-0001213-000	08/04/2018	13:41:07	08/04/2018	13:55:02	18-0001212-000	08/04/2018	13:32:00
18-0001218-000	08/05/2018	08:51:33	08/05/2018	09:33:45	18-0001217-000	08/05/2018	08:51:00
18-0001219-000	08/05/2018	08:53:00	08/05/2018	08:53:00	18-0001217-000	08/05/2018	08:51:00
18-0001230-000	08/07/2018	09:28:00	08/07/2018	09:46:00	18-0001227-000	08/07/2018	09:17:31
18-0001226-000	08/07/2018	09:39:16	08/07/2018	09:57:18	18-0001230-000	08/07/2018	09:28:00
18-0001237-000	08/08/2018	10:49:00	08/08/2018	11:30:00	18-0001235-000	08/08/2018	10:49:00
18-0001238-000	08/08/2018	10:49:00	08/08/2018	11:30:00	18-0001237-000	08/08/2018	10:49:00
18-0001240-000	08/08/2018	17:34:00	08/08/2018	18:10:00	18-0001239-000	08/08/2018	17:34:00
18-0001241-000	08/08/2018	17:34:00	08/08/2018	18:10:00	18-0001239-000	08/08/2018	17:34:00
18-0001244-000	08/10/2018	09:05:02	08/10/2018	10:17:19	18-0001243-000	08/10/2018	09:05:02
18-0001246-000	08/10/2018	15:06:20	08/10/2018	16:25:46	18-0001245-000	08/10/2018	15:06:20
18-0001247-000	08/10/2018	15:25:55	08/10/2018	16:29:46	18-0001245-000	08/10/2018	15:06:20
18-0001277-000	08/17/2018	09:05:00	08/17/2018	09:30:00	18-0001276-000	08/17/2018	09:05:00
18-0001287-000	08/18/2018	14:24:27	08/18/2018	14:32:16	18-0001286-000	08/18/2018	14:16:03
18-0001296-000	08/19/2018	20:38:03	08/19/2018	20:49:34	18-0001295-000	08/19/2018	20:02:56
18-0001299-000	08/21/2018	10:29:00	08/21/2018	10:29:00	18-0001300-000	08/21/2018	10:23:04
18-0001314-000	08/23/2018	23:53:00	08/23/2018	00:14:00	18-0001316-000	08/23/2018	22:52:15
18-0001325-000	08/24/2018	19:23:10	08/24/2018	19:40:35	18-0001324-000	08/24/2018	19:12:55
18-0001329-000	08/26/2018	14:01:26	08/26/2018	14:31:06	18-0001328-000	08/26/2018	14:01:26
18-0001344-000	08/28/2018	16:53:00	08/28/2018	16:20:00	18-0001343-000	08/28/2018	16:44:00
18-0001345-000	08/28/2018	17:49:22	08/28/2018	18:01:45	18-0001344-000	08/28/2018	16:53:00
18-0001346-000	08/28/2018	19:18:39	08/28/2018	19:32:33	18-0001344-000	08/28/2018	16:53:00
18-0001347-000	08/28/2018	19:18:39	08/28/2018	19:32:33	18-0001344-000	08/28/2018	16:53:00
18-0001348-000	08/28/2018	21:08:19	08/28/2018	22:09:23	18-0001344-000	08/28/2018	16:53:00
18-0001349-000	08/29/2018	11:24:14	08/29/2018	12:49:33	18-0001344-000	08/28/2018	16:53:00
18-0001350-000	08/29/2018	11:40:00	08/29/2018	11:49:00	18-0001344-000	08/28/2018	16:53:00
18-0001351-000	08/29/2018	13:50:00	08/29/2018	14:01:00	18-0001344-000	08/28/2018	16:53:00
18-0001352-000	08/29/2018	14:22:00	08/29/2018	14:40:00	18-0001344-000	08/28/2018	16:53:00
18-0001364-000	08/31/2018	07:40:00	08/31/2018	08:30:00	18-0001363-000	08/31/2018	07:40:00
18-0001370-000	08/31/2018	15:00:00	08/31/2018	16:00:00	18-0001367-000	08/31/2018	14:22:00
18-0001365-000	08/31/2018	15:38:00	08/31/2018	15:48:00	18-0001367-000	08/31/2018	14:22:00

Total Incident Count 183

Total Overlapping Incidents 36

Top 10 Inspection Types
Date Completed Between {08/01/2018} And {08/31/2018}



Thompsonville Fire District #2

Department Journal

08/01/2018 to 08/31/2018

00:00 to 24:00

Stations: FMO

Shifts: Z

All Journal Entry Types

Time	Type	Record Id	Description/Location	Staff Hrs
Wed Aug 1, 2018				
08:30	OCCUP	540574	PLAN REVIEW - Special Event Permit	0.50
	Station FMO	Shift Z UnitT06	MOUNT CARMEL ASSOCIATION FIELD, 93 PARK AVE	
13:00	OCCUP	540149	CONSULTATION - General	1.75
	Station FMO	Shift Z UnitT08	DROUIN ANDRE, 11 ALDEN AVE	
15:05	OCCUP	TARGET	INSPECT- Construction inspection	0.83
	Station FMO	Shift Z UnitT06	TARGET, 90 ELM ST	
Thu Aug 2, 2018				
10:30	OCCUP	538675	CONSULTATION - phone	0.50
	Station FMO	Shift Z UnitT08	Walgreen, 2 SHAKER RD	
10:45	OCCUP	546747	PLAN REVIEW - Structural	0.25
	Station FMO	Shift Z UnitT08	33 Palomba Dr Car care mall site/Bldg, 33 PALOMBA DR	
11:15	OCCUP	200138	INSPECTION - FOLLOW-UP INSPECTON	0.50
	Station FMO	Shift Z UnitT06	Enfield Wine & Liquor, 95 ELM ST /Suite 3	
14:30	OCCUP	540574	INSPECTION - Special	1.75
	Station FMO	Shift Z UnitT06	MOUNT CARMEL ASSOCIATION FIELD, 93 PARK AVE	
Fri Aug 3, 2018				
09:00	OCCUP	540574	INSPECTION - Special Event	2.00
	Station FMO	Shift Z UnitT06	MOUNT CARMEL ASSOCIATION FIELD, 93 PARK AVE	
Tue Aug 7, 2018				
16:00	OCCUP	546747	LEGAL - Permit bill Mailed or emailed out	0.75
	Station FMO	Shift Z UnitT08	33 Palomba Dr Car care mall site/Bldg, 33 PALOMBA DR	
Wed Aug 8, 2018				
09:45	OCCUP	200268	INSPECT- Construction inspection	0.75
	Station FMO	Shift Z UnitT06	Savings Institue Bank and Trust, 83 FRESHWATER BLVD	

Thompsonville Fire District #2

Department Journal

08/01/2018 to 08/31/2018

00:00 to 24:00

Stations: FMO

Shifts: Z

All Journal Entry Types

Time	Type	Record Id	Description/Location	Staff Hrs
Wed Aug 8, 2018				
14:00	OCCUP	545703	PLANS & APPLICATION RECEIVED BUILDING DEPT	0.75
	Station FMO	Shift Z	Unit T08	
			ALLIED REHABILITATION CENTERS IN, 3 PEARSON WAY	
16:00	OCCUP	200268	PLAN REVIEW - BUILDING PERMIT PLANS & aPP	0.75
	Station FMO	Shift Z	Unit T06	
			APPROVED	
			Savings Institue Bank and Trust, 83 FRESHWATER BLVD	
Thu Aug 9, 2018				
11:30	OCCUP	538622	CONSULT - MEETING	0.75
	Station FMO	Shift Z	Unit T06	
			ENFIELD TOWN OF HENRY BARNARD SCHOOL, 27 SHAKER RD	
16:00	OCCUP	TARGET	INSPECT- Construction inspection	0.75
	Station FMO	Shift Z	Unit T06	
			TARGET, 90 ELM ST	
17:45	OCCUP	545703	LEGAL - Permit bill Mailed or emailed out	0.50
	Station FMO	Shift Z	Unit T08	
			ALLIED REHABILITATION CENTERS IN, 3 PEARSON WAY	
Fri Aug 10, 2018				
16:30	OCCUP	545703	LEGAL - Permit fee received	0.50
	Station FMO	Shift Z	Unit T08	
			ALLIED REHABILITATION CENTERS IN, 3 PEARSON WAY	
17:00	OCCUP	545703	LEGAL - Permit RECEIPT mailed out	0.50
	Station FMO	Shift Z	Unit T08	
			ALLIED REHABILITATION CENTERS IN, 3 PEARSON WAY	
17:45	OCCUP	TARGET	PLAN REVIEW - REVIESED DRAWINGS RECEIVED	0.25
	Station FMO	Shift Z	Unit T06	
			TARGET, 90 ELM ST	
18:00	OCCUP	200246	PLAN REVIEW - General	0.25
	Station FMO	Shift Z	Unit T08	
			Package STore, 57 PALOMBA DR /D	
Mon Aug 13, 2018				
11:00	OCCUP	ACAP01	INSPECTION - License	0.00
	Station FMO	Shift Z		
			ACAPULCO'S RESTAURANT, 61 PALOMBA DR	

Thompsonville Fire District #2

Department Journal

08/01/2018 to 08/31/2018

00:00 to 24:00

Stations: FMO

Shifts: Z

All Journal Entry Types

Time	Type	Record Id	Description/Location	Staff Hrs
Mon Aug 13, 2018				
11:27	OCCUP	TARGET	PLAN REVIEW - BUILDING PERMIT PLANS & aPP APPROVED TARGET, 90 ELM ST	0.38
	Station FMO	Shift Z		
11:29	OCCUP	HOME01	PLAN REVIEW - BUILDING PERMIT PLANS & aPP APPROVED Home Depot, 136 ELM ST	0.27
	Station FMO	Shift Z		
14:00	OCCUP	539768	CONSULTATION - phone MARTIN GREGORY J, 47 N RIVER ST	0.50
	Station FMO	Shift Z		
14:30	OCCUP	200268	INSPECT- Construction inspection Savings Institue Bank and Trust, 83 FRESHWATER BLVD	0.78
	Station FMO	Shift Z		
Tue Aug 14, 2018				
13:00	OCCUP	200246	PLAN REVIEW - REVIESED DRAWINGS RECEIVED Package STore, 57 PALOMBA DR /D	0.25
	Station FMO	Shift Z		
13:00	OCCUP	200246	LEGAL - Permit fee received Package STore, 57 PALOMBA DR /D	0.50
	Station FMO	Shift Z		
13:30	OCCUP	200246	LEGAL - Permit RECEIPT mailed out Package STore, 57 PALOMBA DR /D	0.08
	Station FMO	Shift Z		
16:18	OCCUP	539768	CONSULTATION - phone MARTIN GREGORY J, 47 N RIVER ST	0.20
	Station FMO	Shift Z		
Wed Aug 15, 2018				
17:00	OCCUP	546747	PLAN REVIEW - REVIESED DRAWINGS RECEIVED 33 Palomba Dr Car care mall site/Bldg, 33 PALOMBA DR	0.25
	Station FMO	Shift Z	Unit T08	
18:00	OCCUP	546747	LEGAL - Permit fee received 33 Palomba Dr Car care mall site/Bldg, 33 PALOMBA DR	0.25
	Station FMO	Shift Z	Unit T08	
18:15	OCCUP	546747	LEGAL - Permit RECEIPT mailed out 33 Palomba Dr Car care mall site/Bldg, 33 PALOMBA DR	0.25
	Station FMO	Shift Z	Unit T08	

Thompsonville Fire District #2

Department Journal

08/01/2018 to 08/31/2018

00:00 to 24:00

Stations: FMO

Shifts: Z

All Journal Entry Types

Time	Type	Record Id	Description/Location	Staff Hrs
Thu Aug 16, 2018				
08:00	OCCUP	TARGET	INSPECT- Construction inspection	0.87
	Station	Shift	TARGET, 90 ELM ST	
	FMO	Z		
13:00	OCCUP	546747	PLANS & APPLICATION RECEIVED BUILDING DEPT	0.75
	Station	Shift	Unit	
	FMO	Z	T08	
			33 Palomba Dr Car care mall site/Bldg, 33 PALOMBA DR	
15:30	OCCUP	546747	PLANS & APPLICATION RECEIVED BUILDING DEPT	0.50
	Station	Shift	Unit	
	FMO	Z	T08	
			33 Palomba Dr Car care mall site/Bldg, 33 PALOMBA DR	
15:30	OCCUP	546747	LEGAL - Permit bill Mailed or emailed out	0.50
	Station	Shift	Unit	
	FMO	Z	T08	
			33 Palomba Dr Car care mall site/Bldg, 33 PALOMBA DR	
16:15	OCCUP	537126	CONSULTATION - phone	0.50
	Station	Shift	Unit	
	FMO	Z	T08	
			ENFIELD CORPORATE CENTER site & building, 113 ELM ST	
Sun Aug 19, 2018				
20:07	OCCUP	200280	INVESTIGATION - Cause, Fire	1.67
	Station	Shift		
	FMO	Z	8 Keller Court 2nd floor, 8 KELLER CT	
Mon Aug 20, 2018				
10:39	OCCUP	538622	INSPECTION - General	1.60
	Station	Shift		
	FMO	Z	ENFIELD TOWN OF HENRY BARNARD SCHOOL, 27 SHAKER RD	
10:39	OCCUP	ERFC01	INSPECTION - General	1.60
	Station	Shift		
	FMO	Z	Educational Resources for Children, Inc., 27 SHAKER RD	
15:19	OCCUP	200255	INSPECT- Construction inspection	0.28
	Station	Shift		
	FMO	Z	FIVE BELOW, 25 HAZARD AVE	
Tue Aug 21, 2018				
15:00	OCCUP	200279	PLAN REVIEW - Building	3.50
	Station	Shift		
	FMO	Z	Porter Chester school of Nursing, 33 PALOMBA DR	

Thompsonville Fire District #2

Department Journal

08/01/2018 to 08/31/2018

00:00 to 24:00

Stations: FMO

Shifts: Z

All Journal Entry Types

Time	Type	Record Id	Description/Location	Staff Hrs
Wed Aug 22, 2018				
15:52	OCCUP	TARGET	PLAN REVIEW - BUILDING PERMIT PLANS & aPP APPROVED TARGET, 90 ELM ST	0.30
	Station	FMO	Shift Z	
16:00	OCCUP	200279	PLAN REVIEW - Building Porter Chester school of Nursing, 33 PALOMBA DR	2.50
	Station	FMO	Shift Z	
Thu Aug 23, 2018				
13:00	OCCUP	546747	LEGAL - Permit fee received 33 Palomba Dr Car care mall site/Bldg, 33 PALOMBA DR	0.50
	Station	FMO	Shift Z Unit T08	
13:00	OCCUP	546747	LEGAL - Permit RECEIPT mailed out 33 Palomba Dr Car care mall site/Bldg, 33 PALOMBA DR	0.50
	Station	FMO	Shift Z Unit T08	
Mon Aug 27, 2018				
09:57	OCCUP	200097	INSPECTION - FOLLOW-UP INSPECTON Old Time Boxing, 95 HIGH ST /8	0.73
	Station	FMO	Shift Z	
10:41	OCCUP	NATC01	INSPECTION - License NATCHAUG HOSPITAL (JOSHUA CENTER), 72 SHAKER RD /7	0.15
	Station	FMO	Shift Z	
10:55	OCCUP	TARGET	INSPECT- Construction inspection TARGET, 90 ELM ST	0.68
	Station	FMO	Shift Z	
15:11	OCCUP	TARGET	PLAN REVIEW - BUILDING PERMIT PLANS & aPP APPROVED TARGET, 90 ELM ST	0.32
	Station	FMO	Shift Z	
15:13	OCCUP	545703	PLAN REVIEW - BUILDING PERMIT PLANS & aPP APPROVED ALLIED REHABILITATION CENTERS IN, 3 PEARSON WAY	0.28
	Station	FMO	Shift Z	
15:14	OCCUP	BIGCOMM02	PLAN REVIEW - BUILDING PERMIT PLANS & aPP APPROVED Bigelow Commons BUILDING #2, 55 MAIN ST /BLDG 2	0.27
	Station	FMO	Shift Z	

Thompsonville Fire District #2

Department Journal

08/01/2018 to 08/31/2018

00:00 to 24:00

Stations: FMO

Shifts: Z

All Journal Entry Types

Time	Type	Record Id	Description/Location	Staff Hrs
Mon Aug 27, 2018				
15:14	OCCUP	200274	PLAN REVIEW - BUILDING PERMIT PLANS & aPP APPROVED Bigelow Commons Building #1, 55 MAIN ST	0.27
	Station FMO	Shift Z		
15:15	OCCUP	200279	PLAN REVIEW - BUILDING PERMIT PLANS & aPP APPROVED Porter Chester school of Nursing, 33 PALOMBA DR	0.25
	Station FMO	Shift Z		
15:16	OCCUP	200279	PLAN REVIEW - BUILDING PERMIT PLANS & aPP APPROVED Porter Chester school of Nursing, 33 PALOMBA DR	0.23
	Station FMO	Shift Z		
15:16	OCCUP	200279	PLAN REVIEW - BUILDING PERMIT PLANS & aPP APPROVED Porter Chester school of Nursing, 33 PALOMBA DR	0.23
	Station FMO	Shift Z		
18:52	OCCUP	200283	INVESTIGATION - Cause, Fire 6 B Thompson Court 2nd floor apartment, 6 THOMPSON CT /B	1.63
	Station FMO	Shift Z		
Tue Aug 28, 2018				
10:15	OCCUP	CHIC01	INSPECT- Construction inspection Chicago Sam's, 95 ELM ST /suite 6	0.42
	Station FMO	Shift Z		
Wed Aug 29, 2018				
09:34	OCCUP	537518	INSPECTION - General ENFIELD TOWN OF ALCORN SCHOOL & PARK, 1010 ENFIELD ST	1.17
	Station FMO	Shift Z		
11:40	OCCUP	CHIC01	INSPECT- Construction inspection Chicago Sam's, 95 ELM ST /suite 6	0.47
	Station FMO	Shift Z		
Thu Aug 30, 2018				
11:44	OCCUP	200097	INSPECTION - FOLLOW-UP INSPECTON Old Time Boxing, 95 HIGH ST /8	0.52
	Station FMO	Shift Z		

Thompsonville Fire District #2

Department Journal

08/01/2018 to 08/31/2018

00:00 to 24:00

Stations: FMO

Shifts: Z

All Journal Entry Types

Time	Type	Record Id	Description/Location	Staff Hrs
Thu Aug 30, 2018				
14:29	OCCUP	541691	INSPECTION - General	0.13
	Station FMO	Shift Z	TRAHAN SUZANNE B, GEORGETOWN DR BFU04	
15:12	OCCUP	TARGET	INSPECTION - Tenant Improvement Final	0.37
	Station FMO	Shift Z	TARGET, 90 ELM ST	
Fri Aug 31, 2018				
13:00	OCCUP	541691	INSPECTION - General	1.00
	Station FMO	Shift Z Unit T06	TRAHAN SUZANNE B, GEORGETOWN DR BFU04	
Total Entries:		63		Total Staff Hrs: 42.98